






# Baton Ceiling



The Baton Ceiling Downlight is the solution to boring recessed lights. A handmade surface mounted can fixture that is well suited for any space. Featuring a fixed brass downlight shade, low profile canopy, and knurled brass ring detail, this luminaire is perfect for modern spaces. With its sleek design and advanced technology, the Baton Downlight offers a stylish, energy-efficient lighting solution.

<b>Dimensions</b> (overall)		5" W x 6" H	
<b>Lamping</b>	7w LED Par 16	500 Lumens	2700k or 3000k
	11w LED Par 20	930-960 Lumens	2700k or 3000K
<b>Material</b>		Machined Brass	
<b>Weight</b>		2 lbs	
<b>Certification</b>		UL Listed Dry and Damp Locations	
<b>Available Finishes</b>		<div><div> Brass</div><div> Aged Brass</div><div> Black Brass</div><div> Satin White</div><div> Flat Black</div></div>	

